

Lighting Choices Made Easy with ENERGY STAR®

Are you ready to upgrade your home lighting but don't know where to start? Use the lighting worksheet below to determine the right ENERGY STAR® qualified bulb* for your light fixture and mark how many bulbs you need for each room in your home.

TAKE ONE

		Bulb Types									
Table or Floor Lamps		SPIRAL	QUANTITY	A SHAPE	QUANTITY	CANDLE	QUANTITY				
Pendant Fixtures		SPIRAL	QUANTITY	A SHAPE	QUANTITY	GLOBE	QUANTITY	MR16	QUANTITY	CANDLE	QUANTITY
Ceiling Fixtures		SPIRAL	QUANTITY	A SHAPE	QUANTITY	CANDLE	QUANTITY				
Ceiling Fans		SPIRAL	QUANTITY	A SHAPE	QUANTITY	GLOBE	QUANTITY	CANDLE	QUANTITY		
Wall Sconces		SPIRAL	QUANTITY	A SHAPE	QUANTITY	GLOBE	QUANTITY	CANDLE	QUANTITY		
Recessed Cans		MR16	QUANTITY	SPOT	QUANTITY	FLOOD	QUANTITY				
Accent Lighting		MR16	QUANTITY	SPOT	QUANTITY						
Vanity Strips		SPIRAL	QUANTITY	A SHAPE	QUANTITY	GLOBE	QUANTITY				
Outdoor Covered		SPIRAL	QUANTITY	A SHAPE	QUANTITY						
Outdoor Exposed		SPOT	QUANTITY								

Brightness	Lighting Facts Per Bulb
870 Lumens	Brightness 870 lumens
Estimated Energy Cost	Estimated Yearly Energy Cost \$1.57 Based on 3 hrs/day, 11¢/kWh Cost depends on rates and use
\$1.57 per year	Life 5.5 years Based on 3 hrs/day
	Light Appearance Warm ————— Cool 2700 K
	Energy Used 13 watts

Comparing light bulbs is easy using the Lighting Facts chart found on most light bulb packages. The chart provides information about brightness, bulb life expectancy, estimated yearly energy cost and light appearance.







PotomacEdison™
A FirstEnergy Company

*Remember to always check the packaging for proper use.

Energy Use

Use the table below to better understand how a specific CFL or LED bulb compares to your current incandescent bulb. ENERGY STAR® qualified bulbs provide the same brightness (lumens) with less energy (watts). To find a bulb with similar brightness compared to your current incandescent bulb, pay attention to lumens — the higher the lumen, the cooler and bluer the light. To save the most energy, choose the bulb with the lowest wattage suitable for its usage.

 Incandescent Bulbs (watts)	 ENERGY STAR Qualified CFLs (watts)	 ENERGY STAR Qualified LEDs (watts)	 Minimum Light Output (lumens)
25w	4-9w	3-4w	200 lm
40w	9-13w	4-5w	450 lm
60w	13-15w	6-8w	800 lm
75w	18-25w	9-13w	1,100 lm
100w	23-30w	16-20w	1,600 lm
125w	28-40w	21-23w	2,000 lm
150w	30-52w	25-28w	2,600 lm

The Kelvin Scale

Light color, or appearance, matches a temperature on the Kelvin scale (k). The lower the number, the warmer or yellower the light. A higher number means cooler, bluer light. Look for light appearance and Kelvin scale details provided on most light bulb packaging.



Make the Switch and Save



(1) 10-Watt LED ENERGY STAR® Qualified Light Bulb

- Lasts up to 25 times longer
- Uses up to 75% less energy
- Turns on instantly – no warm-up time
- Saves more than \$135 in electricity costs over its lifetime*



(25) 60-Watt Incandescent Light Bulbs



(1) 13-Watt ENERGY STAR® Qualified Light Bulb

- Lasts up to 10 times longer
- Uses up to 75% less energy
- Saves more than \$40 in electricity costs over its lifetime*



(10) 60-Watt Incandescent Light Bulbs



*Source: energystar.gov



To learn more, visit energysaveMD.com or call 1-888-267-4685.

These programs support the EmPOWER Maryland Energy Efficiency Act. Costs will be recovered through a monthly EmPOWER Maryland surcharge on customer bills. Participation in these programs can help offset this surcharge.

PotomacEdison™
A FirstEnergy Company